102316-5 ✔ ACTIVE

AMPMODU | AMPMODU IV/V

TE Internal #: 102316-5

Connector Contact, Socket, Wire-to-Board, 32 – 27 AWG Wire Size, 59.2 – 197.35 CMA Wire Size, .03 – .1 mm² Wire Size, Tin, Reel, AMPMODU IV/V

View on TE.com >

Connectors > PCB Connectors > Wire-to-Board Connectors > Wire-to-Board Connector Contacts

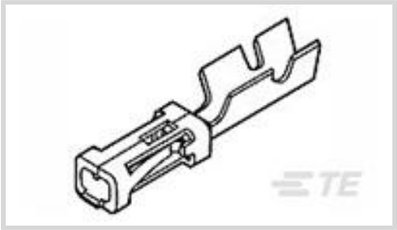

Contact Type: **Socket**

Connector System: **Wire-to-Board**

Wire Size: **.03 – .1 mm²**

Features

Product Type Features

Applied Pressure	Standard
Connector System	Wire-to-Board
Connector & Contact Terminates To	Wire & Cable

Configuration Features

Compatible With Wire & Cable Type	Discrete Wire

Electrical Characteristics

Termination Resistance	12 mΩ
Insulation Resistance	5000 MΩ
Dielectric Withstanding Voltage (Max)	750 V
Operating Voltage	250 VAC

Contact Features

Mating Square Post Dimension	.64 mm[.025 in]
	50 – 150 µin
Wire Contact Termination Area Plating Material Finish	Bright
Wire Contact Termination Area Plating Material	Tin
Contact Mating Area Plating Material Finish	Bright
Contact Base Material	Copper Tin Phosphor Bronze
Contact Type	Socket
Contact Mating Area Plating Material	Tin
Contact Current Rating (Max)	3 A

Termination Features

Termination Method to Wire & Cable	Crimp

Mechanical Attachment

Wire Insulation Support	With

Dimensions

Accepts Wire Insulation Diameter Range	1.02 mm[.04 in]
Wire Size	.03 – .1 mm²

Usage Conditions

Operating Temperature Range	-65 – 105 °C[-85 – 221 °F]

Operation/Application

Circuit Application	Power & Signal

Industry Standards

Approved Standards	CSA LR7189, UL E28476

Packaging Features

Packaging Quantity	12500
Packaging Method	Reel

Other

Comment	(*) For use with Model "K" machines. Call the Technical Assistance Center (1-800-522-6752) for any tooling questions.

Product Compliance

For compliance documentation, visit the product page on TE.com>

EU RoHS Directive 2011/65/EU	Compliant
EU ELV Directive 2000/53/EC	Compliant
China RoHS 2 Directive MIIT Order No 32, 2016	No Restricted Materials Above Threshold
EU REACH Regulation (EC) No. 1907/2006	Current ECHA Candidate List: JUNE 2022 (224) Candidate List Declared Against: JUNE 2022 (224) Does not contain REACH SVHC
Halogen Content	Low Halogen - Br, Cl, F, I < 900 ppm per homogenous material. Also BFR/CFR/PVC Free

Solder Process Capability

Not applicable for solder process capability

Product Compliance Disclaimer

This information is provided based on reasonable inquiry of our suppliers and represents our current actual knowledge based on the information they provided. This information is subject to change. The part numbers that TE has identified as EU RoHS compliant have a maximum concentration of 0.1% by weight in homogenous materials for lead, hexavalent chromium, mercury, PBB, PBDE, DBP, BBP, DEHP, DIBP, and 0.01% for cadmium, or qualify for an exemption to these limits as defined in the Annexes of Directive 2011/65/EU (RoHS2). Finished electrical and electronic equipment products will be CE marked as required by Directive 2011/65/EU. Components may not be CE marked. Additionally, the part numbers that TE has identified as EU ELV compliant have a maximum concentration of 0.1% by weight in homogenous materials for lead, hexavalent chromium, and mercury, and 0.01% for cadmium, or qualify for an exemption to these limits as defined in the Annexes of Directive 2000/53/EC (ELV). Regarding the REACH Regulation, the information TE provides on SVHC in articles for this part number is based on the latest European Chemicals Agency (ECHA) 'Guidance on requirements for substances in articles' posted at this URL: https://echa.europa.eu/guidance-documents/guidance-on-reach

Compatible Parts

TE Part # 2836135-2
OCEAN_2.0_APPLICATOR-S-033F055OA

TE Part # 843996-3
TOOL, EXTRACTION RESET

TE Part # 91541-1
CCII MOD IV 1 2 REC 32-27 ASSY

TE Part # 2-2836135-2
OCEAN_2.0_APPLICATOR-S-033F055OA



TE Part # 7-2836135-2
OCEAN_2.0_APPLICATOR-S-033F055OA



TE Part # 7-2836135-7
OCEAN_2.0_SPARE_PART_KIT-033F055O

Also in the Series | AMPMODU IV/V

Automotive Housings(2)



Backplane Connector Housings(1)

Board-to-Board Connector Contacts(6)

Insertion & Extraction Tools(4)



PCB Connector Covers(18)

PCB Connector Keying(6)

PCB Connector Mounting(1)

PCB Connector Strain Relief(3)



PCB Headers & Receptacles(939)



PCB Latches, Locks & Retainers(7)

Rectangular Connector Housings(5)



Standard Rectangular Connectors(8)

Wire-to-Board Connector Assemblies & Housings(467)

Wire-to-Board Connector Contacts (326)

Documents

Product Drawings

MOD IV RECP PLTD SN

English

CAD Files

3D PDF

3D

Customer View Model

ENG_CVM_CVM_102316-5_AF_c-102316-5-af.2d_dxf.zip

English

Customer View Model

ENG_CVM_CVM_102316-5_AF_c-102316-5-af.3d_igs.zip

English

Customer View Model

ENG_CVM_CVM_102316-5_AF_c-102316-5-af.3d_stp.zip

English

By downloading the CAD file I accept and agree to the Terms and Conditions of use.

Datasheets & Catalog Pages

AMP MODU IV & V Section of Catalog 1307819

English

AMPMODU_INTERCONNECTION_SYSTEM_SECTION5_CONT

English

1-1773720-9_AMPMODU_MOD_IV_V_QRG

English

Product Specifications

Application Specification

English

Product Environmental Compliance

Product Compliance

English

Product Compliance

English